

Info Sheet Upgrading Castaway

Use the following instructions if you open an older version of **Castaway** and see a popup advising there is a newer version available and inviting you to download the latest version.

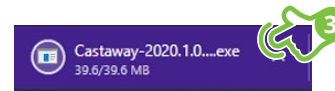
1. Click on **Castaway Download**



2. Click the **Download Castaway** button



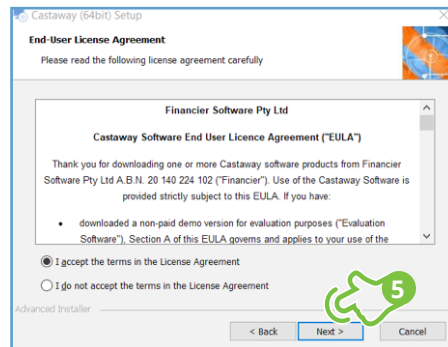
3. Once your download is complete, click on it to install



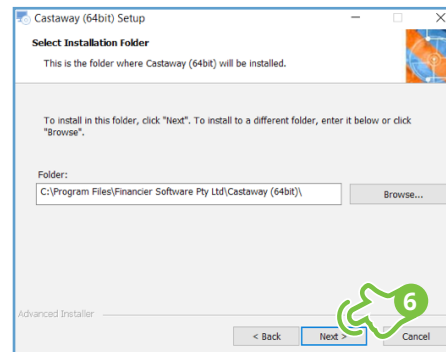
4. Once the Setup Wizard has opened, click on **Next**



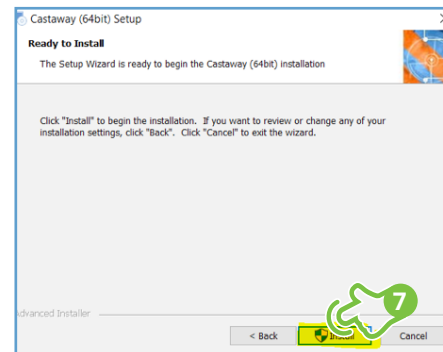
5. Read & accept the Licence Agreement then Click **Next**



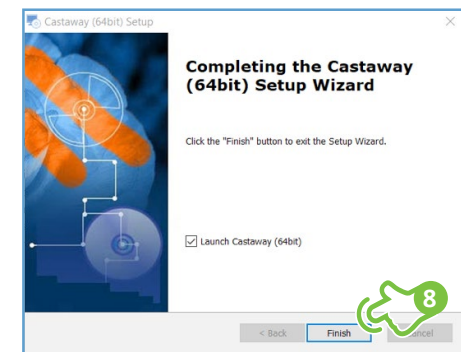
6. Choose the Folder where your software is saved. Click **Next**



7. Click on **Install**



8. Click **Finish** and Launch Castaway and you're all done ✓



Please visit our [Learn](#) page for support & Learning material.

If you are unable to find an answer to your question, please contact us via this [SUPPORT LINK](#) if you require further assistance.